


# RPA TIMELINE

## STEP BY STEP

### 1. IDEA

It all starts with the idea and identification of the right process for automation. Once opportunity is recognized we move to the next step



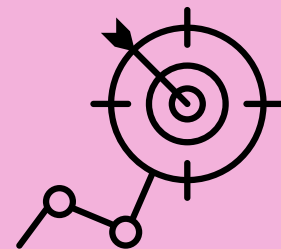
### 2. SHOWCASE

Meeting where process is captured and all related questions are asked, in this step we go through details needed for documentation creation




### 3. DOCUMENTATION

Once RPA team has process steps necessary documentations is being created along with cost estimation, development pipeline and other info



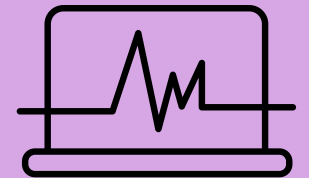
### 4. APPROVAL

Once RPA team finishes documentation it is sent to the user for a review and approval sign-off. Once documentation is approved development starts.



### 5. DEVELOPMENT

In this step RPA Team is developing RPA Solution and is working with SME clearing all obstacles along the way.



### 6. TESTING

Once the automation development is finished robot is deployed on test environment where RPA Team and User can monitor how solution is performing with real data.



### 7. DELIVER

After robot has been working in dev (test) environment for a few weeks without errors it is ready to be deployed to Production environment and this stage is considered as Delivered.

